







	Description	Specification	Qty
	Single Screw Extruder		1 Set
		Installed Power:56.2kw	
		Consumption Power:30-35kw/h	
		Capacity:120kg/h-150kg/h	
		Dimension:3200*1100*1900mm	
		Main motor and cutter motor -Simens	
		All electrical / Electronic parts Simense / ABB	
		Soft starter (Frequency converter)- Delta	
Voltage stabilizer for all control ckt			
Dies	Fortified Rice - 3 Sets	3 Set	
	Microni - 1 Set	18 Pcs	
	Penne- 1 Set	18 Pcs	
	Spagetti - 1 Set	18 Pcs	
	Straw - 3 Sets	54 Pcs	
	Spares ( Mechanical & Electrical)		
	Mixer	Model:BFJ-III	1 Set
		Installed Power: 7.5kw	
		Consumption:5KW	
		Output: 50kg/batch	
		Mixing time:2-3minutes/batch	
		Size: 1310*800*1200mm	
		Motor:Simens	
		Material of machine: 201 stainless steel	
	Screw Conveyor	Model:LXSS-II	1 Set
		Installed Power: 0.75kw	
		Output:Best suited to Extruder	
		Size: 3300*800*2300mm	
		Motor:Simens	
		Material 201 stainless steel	

	<p>Cooling Tower</p>	<p>Capacity - Thrice the requirement Motor: 3 HP</p>	<p>1 Set</p>
	<p>Pulverizer</p>	<p>Model:WF-30B Installed Power:9.25KW Consumption:8KW Fineness: normally 60meshes-120meshes. &gt;60 mesh, capacity Low Size: 3800*1300*2800mm Motor brand: Simens Material of cover:304 stainless steel Capacity - 350 - 400 Kg / Hr</p>	<p>1 Set</p>
	<p>Pasta / Penne / Spagetti - Cutting Machine &amp; Conveyor</p>	<p>Model: QD-I Installed Power: 1.12kw Capacity: 2 X Extruder Capacity Dimension:2200*600*1100mm VFD Controll</p>	<p>1 Set</p>



Heat Pump

Rockshell Corp

Out Put - 47 KW @ 63 deg.C

PLC Controlled

Cool Air - Can be utilized with ducting

1 Set